

# Edexcel GCSE

## Mathematics (Linear) – 1MA0

# READING SCALES

### Materials required for examination

Ruler graduated in centimetres and millimetres, protractor, compasses, pen, HB pencil, eraser.  
Tracing paper may be used.

### Items included with question papers

Nil



### Instructions

---

Use black ink or ball-point pen.

Fill in the boxes at the top of this page with your name, centre number and candidate number.

Answer all questions.

Answer the questions in the spaces provided – there may be more space than you need.

Calculators may be used.

### Information

---

The marks for each question are shown in brackets – use this as a guide as to how much time to spend on **each** question.

Questions labelled with an **asterisk** (\*) are ones where the quality of your written communication will be assessed – you should take particular care on these questions with your spelling, punctuation and grammar, as well as the clarity of expression.

### Advice

---

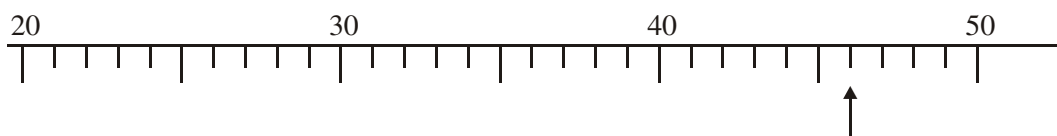
Read each question carefully before you start to answer it.

Keep an eye on the time.

Try to answer every question.

Check your answers if you have time at the end.

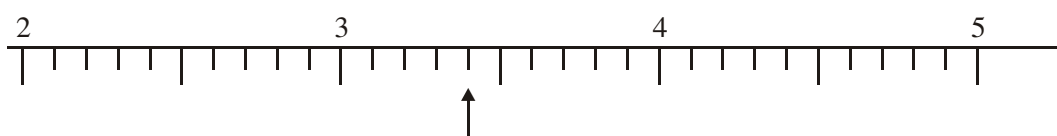
1.



(a) Write down the number marked with an arrow.

.....

(1)



(b) Write down the number marked with an arrow.

.....

(1)



(c) Find the number 430 on the number line.  
Mark it with an arrow (  $\uparrow$  ).

(1)

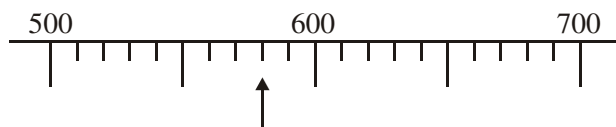


(d) Find the number 3.7 on the number line.  
Mark it with an arrow (  $\uparrow$  ).

(1)

**(Total 4 marks)**

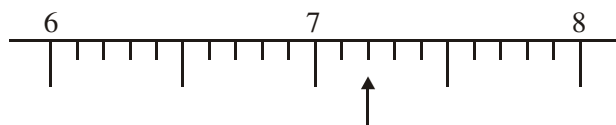
2.



(a) Write down the number marked with an arrow.

.....

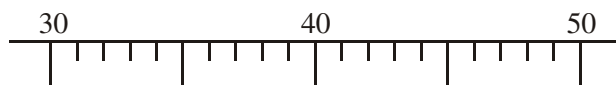
(1)



(b) Write down the number marked with an arrow.

.....

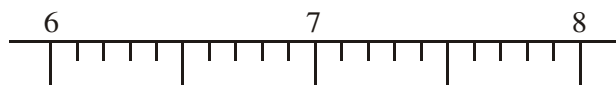
(1)



(c) Find the number 48 on the number line

(Mark it with an arrow (↑)).

(1)



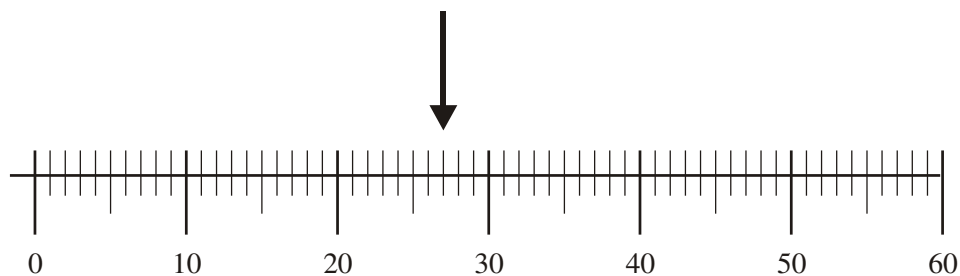
(d) Find the number 6.7 on the number line.

Mark it with arrow (↑).

(1)

(Total 4 marks)

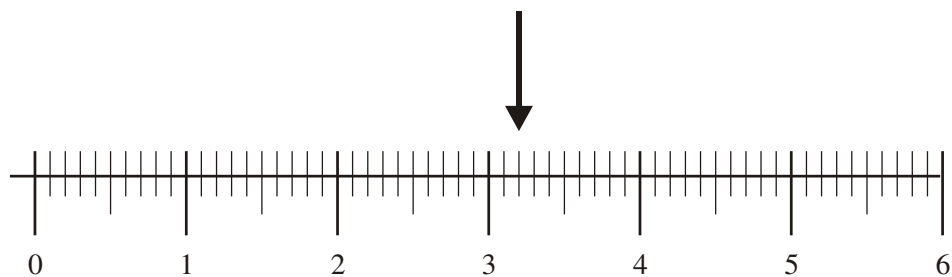
3.



(a) Write down the number marked by the arrow.

.....

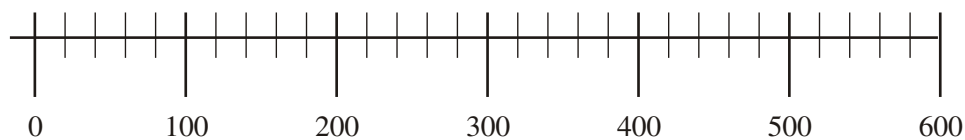
(1)



(b) Write down the number marked by the arrow.

.....

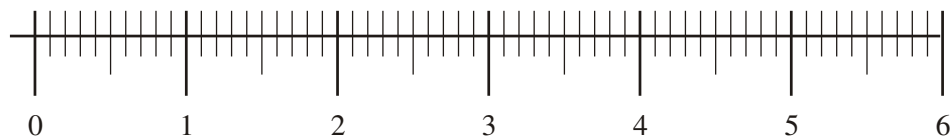
(1)



(c) Find the number 460 on the number line.

Mark it with an arrow ( ↓ ).

(1)



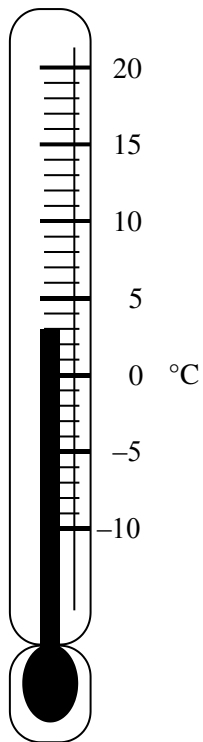
(d) Find the number 2.8 on the number line.

Mark it with an arrow ( ↓ ).

(1)

(Total 4 marks)

4.



(a) Write down the temperature shown on the thermometer.

..... °C

(1)

The temperature falls by 8°C.

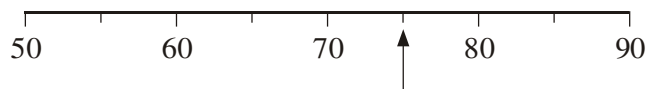
(b) Work out the new temperature.

..... °C

(1)

(Total 2 marks)

5.



- (a) Write down the number marked by the arrow.

.....

(1)

- (b) Find the number 530 on the number line.



Mark it with an arrow ( $\uparrow$ ).

(1)

- (c) Put these numbers in order of size.  
Start with the smallest.

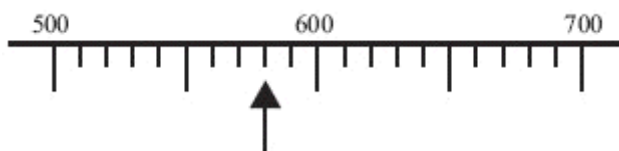
52   31   1007   180

.....

(1)

(Total 3 marks)

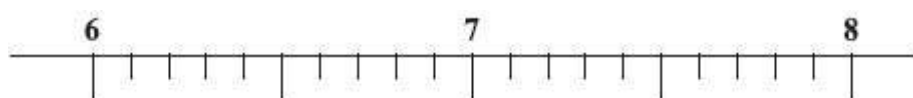
6.



- (a) Write down the number marked with an arrow.

.....

(1)



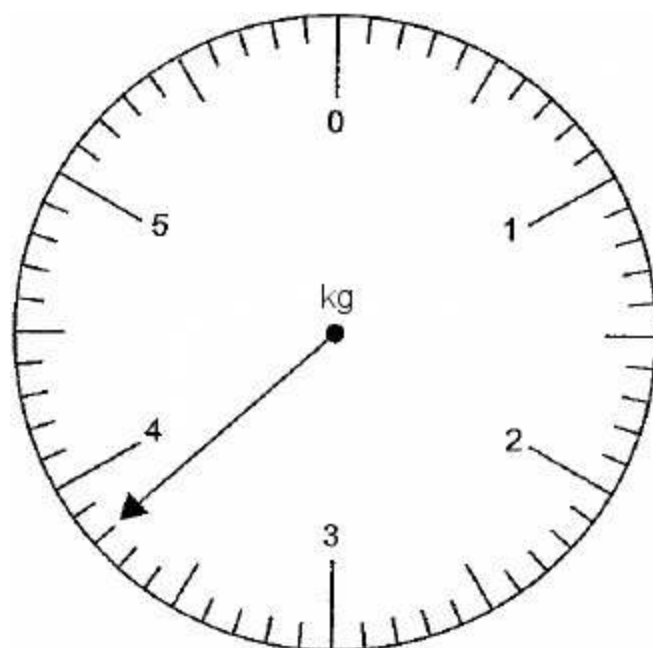
- (b) Find the number 6.7 on the number line.

Mark it with an arrow ( $\uparrow$ ).

.....

(1)

7.



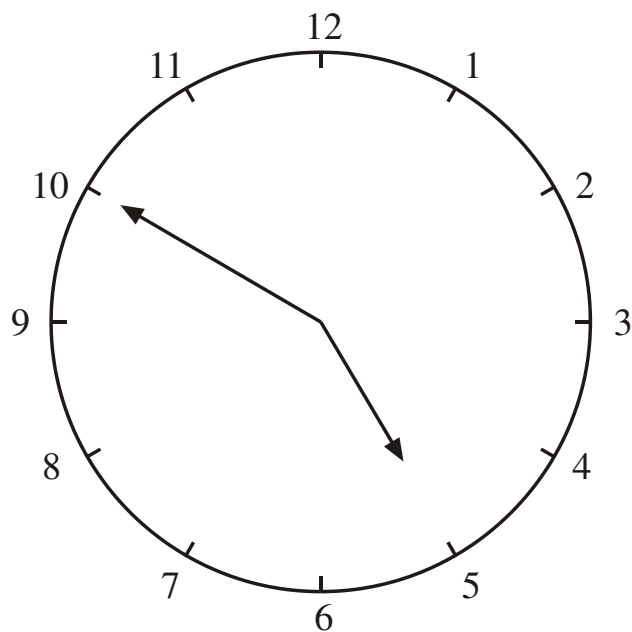
(i) Write down the reading shown on the scale.

..... kg

(ii) Change 5.7 kg to grams.

..... g  
(Total 2 marks)

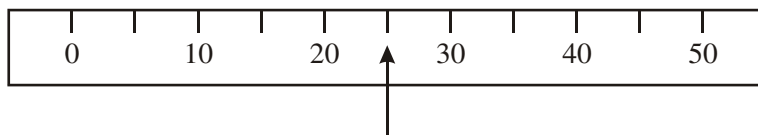
8.



(a) Write down the time shown on the clock.

.....

(1)



(b) Write down the reading shown by the arrow ( $\uparrow$ ).

.....

(1)

(Total 2 marks)