



Pearson
Edexcel

Mark Scheme (Results)

Summer 2018

Pearson Edexcel GCSE (9 – 1)
In Mathematics (1MA1)
Higher (Non-Calculator) Paper 1H

Edexcel and BTEC Qualifications

Edexcel and BTEC qualifications are awarded by Pearson, the UK's largest awarding body. We provide a wide range of qualifications including academic, vocational, occupational and specific programmes for employers. For further information visit our qualifications websites at www.edexcel.com or www.btec.co.uk. Alternatively, you can get in touch with us using the details on our contact us page at www.edexcel.com/contactus.

Pearson: helping people progress, everywhere

Pearson aspires to be the world's leading learning company. Our aim is to help everyone progress in their lives through education. We believe in every kind of learning, for all kinds of people, wherever they are in the world. We've been involved in education for over 150 years, and by working across 70 countries, in 100 languages, we have built an international reputation for our commitment to high standards and raising achievement through innovation in education. Find out more about how we can help you and your students at: www.pearson.com/uk

Summer 2018

Publications Code 1MA1_1H_1806_MS

All the material in this publication is copyright

© Pearson Education Ltd 2018

General marking guidance

These notes offer general guidance, but the specific notes for examiners appertaining to individual questions take precedence.

- 1 All candidates must receive the same treatment. Examiners must mark the last candidate in exactly the same way as they mark the first.

Where some judgement is required, mark schemes will provide the principles by which marks will be awarded; exemplification/indicative content will not be exhaustive. When examiners are in doubt regarding the application of the mark scheme to a candidate's response, the response should be sent to review.

- 2 All the marks on the mark scheme are designed to be awarded; mark schemes should be applied positively. Examiners should also be prepared to award zero marks if the candidate's response is not worthy of credit according to the mark scheme. If there is a wrong answer (or no answer) indicated on the answer line always check the working in the body of the script (and on any diagrams), and award any marks appropriate from the mark scheme.

Questions where working is not required: In general, the correct answer should be given full marks.

Questions that specifically require working: In general, candidates who do not show working on this type of question will get no marks – full details will be given in the mark scheme for each individual question.

- 3 **Crossed out work**

This should be marked **unless** the candidate has replaced it with an alternative response.

- 4 **Choice of method**

If there is a choice of methods shown, mark the method that leads to the answer given on the answer line.

If no answer appears on the answer line, mark both methods **then award the lower number of marks.**

- 5 **Incorrect method**

If it is clear from the working that the "correct" answer has been obtained from incorrect working, award 0 marks. Send the response to review for your Team Leader to check.

- 6 **Follow through marks**

Follow through marks which involve a single stage calculation can be awarded without working as you can check the answer, but if ambiguous do not award.

Follow through marks which involve more than one stage of calculation can only be awarded on sight of the relevant working, even if it appears obvious that there is only one way you could get the answer given.

7 Ignoring subsequent work

It is appropriate to ignore subsequent work when the additional work does not change the answer in a way that is inappropriate for the question or its context. (eg. an incorrectly cancelled fraction when the unsimplified fraction would gain full marks).

It is not appropriate to ignore subsequent work when the additional work essentially makes the answer incorrect (eg. incorrect algebraic simplification).

8 Probability

Probability answers must be given as a fraction, percentage or decimal. If a candidate gives a decimal equivalent to a probability, this should be written to at least 2 decimal places (unless tenths).

Incorrect notation should lose the accuracy marks, but be awarded any implied method marks.

If a probability fraction is given then cancelled incorrectly, ignore the incorrectly cancelled answer.

9 Linear equations

Unless indicated otherwise in the mark scheme, full marks can be gained if the solution alone is given on the answer line, or otherwise unambiguously identified in working (without contradiction elsewhere). Where the correct solution only is shown substituted, but not identified as the solution, the accuracy mark is lost but any method marks can be awarded (embedded answers).

10 Range of answers

Unless otherwise stated, when an answer is given as a range (e.g 3.5 – 4.2) then this is inclusive of the end points (e.g 3.5, 4.2) and all numbers within the range.

11 Number in brackets after a calculation

Where there is a number in brackets after a calculation E.g. $2 \times 6 (= 12)$ then the mark can be awarded **either** for the correct method, implied by the calculation **or** for the correct answer to the calculation.

12 Use of inverted commas

Some numbers in the mark scheme will appear inside inverted commas E.g. “12” \times 50 ; the number in inverted commas cannot be any number – it must come from a correct method or process but the candidate may make an arithmetic error in their working.

13 Word in square brackets

Where a word is used in square brackets E.g. [area] \times 1.5 : the value used for [area] does **not** have to come from a correct method or process but is the value that the candidate believes is the area. If there are any constraints on the value that can be used, details will be given in the mark scheme.

14 Misread

If a candidate misreads a number from the question. Eg. uses 252 instead of 255; method or process marks may be awarded provided the question has not been simplified. Examiners should send any instance of a suspected misread to review.

Guidance on the use of abbreviations within this mark scheme

M	method mark awarded for a correct method or partial method
P	process mark awarded for a correct process as part of a problem solving question
A	accuracy mark (awarded after a correct method or process; if no method or process is seen then full marks for the question are implied but see individual mark schemes for more details)
C	communication mark
B	unconditional accuracy mark (no method needed)
oe	or equivalent
cao	correct answer only
ft	follow through (when appropriate as per mark scheme)
sc	special case
dep	dependent (on a previous mark)
indep	independent
awrt	answer which rounds to
isw	ignore subsequent working

Paper: 1MA1/1H

Question	Answer	Mark	Mark scheme	Additional guidance
1 (a)	$\frac{95}{28}$	M1	for a method to add using common denominators with at least one fraction correct (matching numerator with common denominator) eg $\frac{60}{28} + \frac{35}{28}$ or (2) $\frac{4}{28} + (1)\frac{7}{28}$	Use of decimals gets no credit unless it leads to a correct fraction
(b)	$1\frac{3}{5}$	M1	for $\frac{6}{5} \times \frac{4}{3}$ or $\frac{24}{20} \div \frac{15}{20}$ or $\frac{8}{5}$ oe eg $1\frac{9}{15}$	Use of decimals gets no credit unless it leads to a correct fraction
		A1	cao	
2	140	P1	for beginning to solve the problem eg $50 \div 5 \times 8 (= 80)$ or $14 : 8 : 5$ oe or $14 : 8$ and $8 : 5$ oe (linked)	80 may be seen in the ratio 80 : 50
		P1	for a full process to solve the problem eg “80” $\div 4 \times 7$ or $\frac{50}{5} \times “14”$ or $140 : 80 : 50$	
		A1	cao	If 140 clearly identified as houses in working award full marks

Paper: 1MA1/1H

Question	Answer	Mark	Mark scheme	Additional guidance
3	30	P1 P1 P1 A1	for full process to find the number of bags sold eg $5 \times 1000 \div 250 (= 20)$ OR for process to find selling price of 1 kg of sweets eg $0.65 \times 4 (= 2.60)$ for [number of bags] $\times 0.65$ or “20” $\times 0.65 (= 13)$ or “2.60” $\times 5 (= 13)$ OR for $10 \div “20”$ oe (= 0.50) OR for $0.65 \times 4 (= 2.60)$ and $10 \div 5 (= 2)$ (dep on previous P1) for a process to find the percentage profit eg (“13” $- 10$) $\div 10 \times 100$ or $(0.65 - “0.50”) \div “0.50” \times 100$ or (“2.60” $- “2”) \div “2” \times 100$ OR “13” $\div 10 \times 100 (= 130)$ oe cao	This could be by repeated addition Calculations can be in £ or pence [number of bags] can only come from $5 \times 10 \div 250 (= 0.2)$ or $5 \times 100 \div 250 (= 2)$ or $5 \div 250 (= 0.02)$ 3/10 or 0.3 is not enough but should be awarded 2 marks Award P3 for 130(%)

Paper: 1MA1/1H				
Question	Answer	Mark	Mark scheme	Additional guidance
4 (a)	Estimated value	P1	for using a rounded value in a correct process eg $3000 \div 15$ or 15×8 or 20×8	Their rounded value must be used in a calculation Rounding may appear after a correct process eg $15.12 \times 8 = 120.96 \approx 100$ followed by eg $3069.25 \div 100$
		P1	for a full process to find the number of days eg “3000” \div “15” \div “10” (= 20) or “3000” \div “15” \div 8 (= 25)	Accept $3069.25 \div 15.12 \div 8$ oe
(b)	Explanation	A1	for a correct answer following through their rounded values	
		C1	eg less days required or it doesn't affect the answer because I would still round 16.27 down to 15 (or up to 20)	Refers to time taken

Paper: 1MA1/1H					
Question	Answer	Mark	Mark scheme	Additional guidance	
5	(a)	isosceles triangle, base 6 cm, height 4 cm	M1	for drawing an isosceles triangle or for drawing a triangle of base 6cm and height 4cm	Accept a freehand drawing Only a single triangle is acceptable; do not accept any attempted nets or 3-D diagrams Condone a perpendicular drawn from base to vertex
			A1	for a fully correct diagram	
	(b)	96 cm ²	M1	for a method to find the area of a triangular face eg $\frac{1}{2} \times 6 \times 5 (= 15)$	Ignore incorrect or absent units for this mark [The SC is from: $4 \times \frac{1}{2} \times 6 \times 4 + 6 \times 6$] Ignore incorrect or absent numerical answer for this mark
			M1	(dep) for finding the total surface area eg $4 \times "15" + 6 \times 6$	
			A1	for a numerical answer of 96 SC B1 for an answer of 84 if M0 scored	
		B1	cm ²		

Paper: 1MA1/1H				
Question	Answer	Mark	Mark scheme	Additional guidance
6	(22, 20)	P1 P1 P1 P1 A1	<p>for process to find width or height of diagram eg $38 - 6 (= 32)$ or $36 - 7 (= 29)$</p> <p>for process to find length of side of square eg "32" $\div 4 (= 8)$</p> <p>or process to find half width of diagram eg "32" $\div 2 (= 16)$</p> <p>for process to find x coordinate eg $6 + 2 \times "8" (= 22)$ or $6 + "16" (= 22)$ or $(6 + 38) \div 2 (= 22)$</p> <p>for process to find y coordinate eg $36 - 2 \times "8" (= 20)$ or $36 - "16" (= 20)$ or $7 + "8" + "29" - 3 \times "8" (= 20)$</p> <p>cao</p> <p>SC: award 4 marks for (20, 22)</p>	<p>Figures may be shown on the diagram</p> <p>If $(6 + 38) \div 2$ leads to an answer other than 22, award P2 only</p> <p>Award for P3 for (22, y) or (x, 20) or $x = 22$ or $y = 20$</p>
7	<p>rotation 180° about $(-1, -2)$</p> <p>or</p> <p>enlargement sf -1 centre $(-1, -2)$</p>	B2 (B1)	<p>rotation 180° about $(-1, -2)$ or enlargement sf -1 centre $(-1, -2)$</p> <p>rotation 180° or rotation about $(-1, -2)$</p> <p>OR enlargement sf -1 or enlargement centre $(-1, -2)$</p> <p>Award no marks for the description if more than one transformation is given</p> <p>SC B1 for fully correct diagram if B0 scored</p>	<p>Condone missing brackets but do not accept centre written as a vector</p> <p>Do not accept 'half turn' for 'rotation 180°'</p> <p>Ignore references to clockwise and anticlockwise</p> <p>Triangles at $(-3, 1)$, $(-5, 1)$, $(-4, 3)$ and $(-3, -5)$, $(-5, -5)$, $(-4, -7)$</p>

Paper: 1MA1/1H

Question	Answer	Mark	Mark scheme	Additional guidance
8	216	P1 P1 P1 A1	for process to work with ratio eg $72 \div (3 + 4 + 5) (= 6)$ or $72 \div 12 (= 6)$ for process to find length of base or height of triangle eg $3 \times "6" (= 18)$ or $4 \times "6" (= 24)$ OR process to find area scale factor eg $"6" \times "6" (= 36)$ complete process to find the area of the triangle eg $\frac{1}{2} \times "18" \times "24"$ or $\frac{1}{2} \times 3 \times 4 \times "6"{}^2$ cao	
9 (a) (b) (c)	6 1 $\frac{1}{9}$	B1 B1 M1 A1	cao cao for evidence of working with a cube root eg $\sqrt[3]{27}$ or $\sqrt[3]{729}$ OR evidence of working with a reciprocal eg $\frac{1}{27^{2/3}}$ or $\left(\frac{1}{27}\right)^{\frac{2}{3}}$ cao	Accept ± 6

Paper: 1MA1/1H

Question	Answer	Mark	Mark scheme	Additional guidance
10 (a)	Box plot drawn	B3	for a fully correct box plot	Condone the lack of a vertical marker at the end of the tails Note that a box must be present, as must "tails"
		(B2)	for at least 3 correctly plotted values including box and whiskers/tails)	
		(B1)	for at least 2 correctly plotted values including box or whiskers/tails or 5 correct values plotted or clearly identified and no box or whiskers/tails)	
(b)	60	M1	for a method to find $\frac{3}{4}$ of 80 eg $20 + 20 + 20$ or $\frac{3}{4} \times 80$	
		A1	cao	
11	$90 - 2x$	M1	for identifying an unknown angle eg $BAO = x$, $AOB = 180 - 2x$, $OBC = 90$, $ABC = 90 + x$	Could be shown on the diagram alone Needs to be an algebraic method Accept $x + x + 90 + y = 180$ for M2 Underlined words need to be shown; reasons need to be linked to their method; any reasons not linked do not credit. Apply the above criteria
		M1	full method to find the required angle eg a method leading to $180 - x - x - 90$	
		A1	for $90 - 2x$	
		C2	(dep M2) full reasons for their method, from base angles in an <u>isosceles triangle</u> are equal <u>angles</u> in a <u>triangle</u> add up to 180° a <u>tangent</u> to a circle is perpendicular to the <u>radius (diameter)</u> <u>angles</u> on a straight <u>line</u> equal 180° the <u>exterior angle</u> of a triangle is <u>equal</u> to the sum of the <u>interior opposite angles</u>	
		(C1)	(dep M1) for a <u>tangent</u> to a circle is perpendicular to the <u>radius (diameter)</u>)	

Paper: 1MA1/1H

Question	Answer	Mark	Mark scheme	Additional guidance
12	Statement supported by algebra	B1 M1 A1 C1	writing a general expression for an odd number eg $2n+1$ (dep) for expanding (“odd number”)² with at least 3 out of 4 correct terms for correct simplified expansion, eg $4n^2 + 4n + 1$ (dep A1) for a concluding statement eg $4(n^2 + n) + 1$ (is one more than a multiple of 4)	Could be $2n - 1, 2n + 3$, etc Note that $4n^2 + 4n + 2$ or $2n^2 + 4n + 1$ in expansion of $(2n + 1)^2$ is to be regarded as 3 correct terms
13	5	M1 M1 A1	for $\sqrt{40}$ or $\sqrt{90}$ OR $2\sqrt{2}$ or $3\sqrt{2}$ for $2\sqrt{10}$ or $3\sqrt{10}$ or $\sqrt{4} \times \sqrt{10}$ or $\sqrt{9} \times \sqrt{10}$ or $\sqrt{4 \times 10}$ or $\sqrt{9 \times 10}$ OR $2\sqrt{2} + 3\sqrt{2}$ cao	Answer of $5\sqrt{10}$ from correct working gets M2 A0

Paper: 1MA1/1H

Question	Answer	Mark	Mark scheme	Additional guidance
14	$y = \frac{100}{9x^4}$	P1 P1 P1 P1 A1	for setting up a correct proportional relationship, eg $d \propto x^2$ or $d = kx^2$ for setting up a second proportional relationship, eg $y \propto \frac{1}{d^2}$ or $y = \frac{K}{d^2}$ (dep P1) for a process to find one of the constants of proportionality eg $24 = k \times 2^2$ ($k = 6$) or $4 = K \div 100$ ($K = 400$) full process to find y in terms of x eg $y = \frac{"400"}{("6"x^2)^2}$ oe $y = \frac{100}{9x^4}$ oe	Condone the use of 'α' instead of '=' for the four P marks Both constants must come from a correct process Expression must have been simplified, but could be given other equivalent ways eg $y = 11.111\dots x^{-4}$

Paper: 1MA1/1H				
Question	Answer	Mark	Mark scheme	Additional guidance
15 (a)	$(a - b)(a + b)$	B1	cao	Accept reversed brackets
(b)	$12(x^2 + 1)$	M1	for using ' a ' = $x^2 + 4$ and ' b ' = $x^2 - 2$ OR multiplying out both brackets, at least one fully correct	Correct 4 terms if not simplified or 3 terms if simplified
		M1	(dep) for a correct expression for (' a ' + ' b ')('' a ' - ' b ') with no additional brackets, simplified or unsimplified eg $(x^2 + 4 + x^2 - 2)(x^2 + 4 - x^2 + 2)$ or $(2x^2 + 2) \times 6$ OR ft for a correct expression without brackets, simplified or unsimplified eg $x^4 + 8x^2 + 16 - x^4 + 4x^2 - 4$	
		A1	for $12(x^2 + 1)$ or $12x^2 + 12$ oe	

Paper: 1MA1/1H

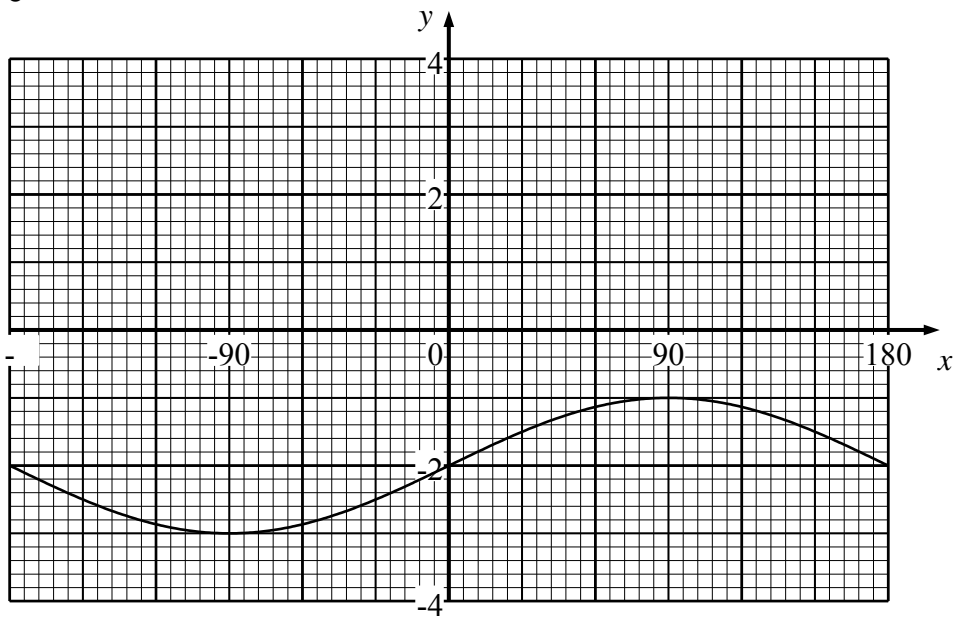
Question	Answer	Mark	Mark scheme	Additional guidance
16	0.12	P1 P1 A1	for process to start eg $(1 - 0.2) \div (3 + 17)$ (= 0.04) or $(3 + 17) \div (1 - 0.2)$ oe (= 25) or $(100 - 20) \div (3 + 17)$ (= 4) or 3×4 (= 12) and 17×4 (= 68) full process to find the required probability eg $3 \times \text{“0.04”}$ or $\frac{3}{20} \times (1 - 0.2)$ oe or $3 \div \text{“25”}$ or $3 \times \text{“4”} \div 100$ oe	Just $1 - 0.2 = 0.8$ is not sufficient for P1 May be seen in a ratio 0.12 using incorrect probability notation gets P2
17	$\frac{3x + 1}{2x}$	M1 A1 A1	for $(3x + 1)(x - 3)$ or $2x(x - 3)$ for $(3x + 1)(x - 3)$ and $2x(x - 3)$ $\frac{3x + 1}{2x}$ oe	Accept $(2x + 0)$ for the first two marks but not for the final answer
18	Graph drawn	C2 (C1)	for graph translated by -2 in the y direction for a graph translated in the y direction OR for a correct graph through four of the five key points)	Key points: $(-180, -2)$, $(-90, -3)$, $(0, -2)$, $(90, -1)$, $(180, -2)$

Paper: 1MA1/1H				
Question	Answer	Mark	Mark scheme	Additional guidance
19	$b = \frac{2}{3}a + 2$	P1	for process to rearrange the equation to give y in terms of x eg $y = \frac{7-3x}{2}$ or $y = -\frac{3}{2}x + \left(\frac{7}{2}\right)$ or $m = -\frac{3}{2}$	
		P1	for using their gradient in $mn = -1$	
		P1	for showing a process to find the gradient of PQ eg $\frac{b-4}{a-3}$ OR for substituting $x = 3$ and $y = 4$ in $y = \frac{2}{3}x + c$	
		P1	(dep P3) for forming an equation in a and b eg $\frac{b-4}{a-3} = \frac{2}{3}$ or $b = \frac{2}{3}a + 2$ OR correct equation in terms of x and y eg $y = \frac{2}{3}x + 2$	$y - 4 = \frac{2}{3}(x - 3)$ gets P4
		A1	for $b = \frac{2}{3}a + 2$ oe	Accept 0.66 or 0.67 oe for $2/3$

Paper: 1MA1/1H

Question	Answer	Mark	Mark scheme	Additional guidance	
20	2, 3, 4	M1	for method to solve $3n + 2 \leq 14$ eg $n \leq (14 - 2) \div 3$ oe	This could be shown within an equation rather than an inequality at this stage	
		M1	for complete method to rearrange $\frac{6n}{n^2 + 5} > 1$ to the form $an^2 + bn + c (< 0)$	For the 2rd and 3rd M marks condone no '< 0' and condone use of incorrect inequality signs or '='	
		M1	for method to begin to solve $n^2 - 6n + 5 (< 0)$ eg $(n \pm 5)(n \pm 1) (< 0)$	Accept $\frac{- -6 \pm \sqrt{(-6)^2 - 4 \times 1 \times 5}}{2 \times 1}$ (condone one sign error)	
		M1	(dep on previous M2) for $n > 1$ and $n \leq 4$ or $1 < n < 5$	Must come from correct working Could be shown on a number line	
		A1	(dep M4) cao		
		Alternative method			
		M1	for method to solve $3n + 2 \leq 14$ eg $n \leq (14 - 2) \div 3$ oe OR for $3 \times 4 + 2 = 14$	This could be shown within an equation rather than an inequality at this stage	
		M3	for trials with 1, 2, 3 and 4 in the quadratic inequality, correctly evaluated	The values from the trials may be given as improper fractions eg $\frac{24}{21}, \frac{18}{14}, \frac{12}{9}, \frac{6}{6}$	
		(M2)	for trials with three of 1, 2, 3 and 4, correctly evaluated)		
		(M1)	for trials with two of 1, 2, 3 and 4, correctly evaluated)		
A1	(dep M4) cao				

Q18



Modifications to the mark scheme for Modified Large Print (MLP) papers.

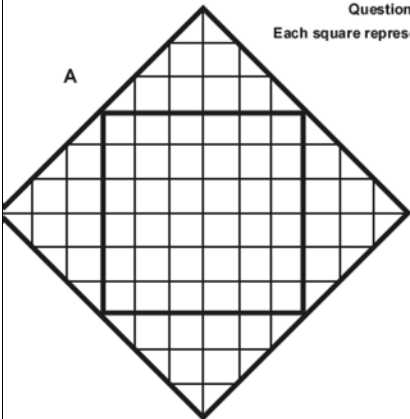


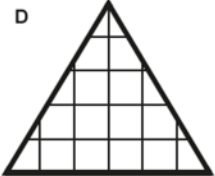
Only mark scheme amendments are shown where the enlargement or modification of the paper requires a change in the mark scheme.

The following tolerances should be accepted on marking MLP papers, unless otherwise stated below:

Angles: $\pm 5^\circ$

Measurements of length: ± 5 mm

Paper: 1MA1/1H		
Question	Modification	Mark scheme notes
5	(a) Model and a diagram provided. Diagram enlarged. Dashed lines made longer and thicker. Dotted lines made more obvious. Question reversed: Four different options of the front view of the pyramid have been provided. The pyramid has been put on page one for question 23(a) and the four shapes labelled A to D have been put on page two for question 23(a). Question changed to 'Look at the model or at the diagrams for Question 23(a) in the Diagram Book. They are shown on two pages in the Diagram Book. Page one shows a solid square-based pyramid, VABCD. The base of the pyramid is a square of side 6 cm. The height of the pyramid is 4 cm. M is the midpoint of BC and $VM = 5$ cm. Page two for Question 23 shows four shapes, labelled A, B, C and D. Each square represents a one centimetre square. Which shape shows the accurate front elevation of the pyramid from the direction of the arrow?' [See below for diagram]	Award 1 mark for an answer of D Award 2 marks for an answer of C NB: Accept any other unambiguous indication of the answer such the diagram indicated by circling etc.

Question	Modification	Mark scheme notes
5	<p data-bbox="613 357 958 400">Question 5 – Page two Each square represents a one centimetre square.</p>  <p data-bbox="405 424 421 443">A</p>  <p data-bbox="757 424 772 443">B</p>  <p data-bbox="405 783 421 802">C</p>  <p data-bbox="757 783 772 802">D</p>	See above for question 5 mark scheme.

Paper: 1MA1/1H

Question		Modification	Mark scheme notes
6		Diagram enlarged. Crosses changed to solid dots. Wording changed to 'It shows a pattern made from four identical squares.'	Standard mark scheme
7		Question reversed. Diagram enlarged. Shading changed to dotted shading. Shapes R and S also drawn on the grid. Shapes labelled, shape R, shape S and shape T. Axis extended to go from minus 8 to 5. One unlabelled shape is provided. Wording added 'A cut out shape is available if you wish to use it.' New question wording 'Look at the diagram for Question 7 in the Diagram Book. It shows shape T, shape R and shape S on a grid. A cut out shape is available if you wish to use it. (a) Describe the single transformation that maps shape T to shape R. [1 mark] (b) Describe the single transformation that maps shape T to shape S. [1 mark].	(a) B1 for "a reflection in the line $x = -1$ " (b) B1 for "rotation 180° about $(-1, -2)$ " or "enlargement sf -1 centre $(-1, -2)$ " Note: award either 0, 1 or 2 for Q7; do not award separate marks for (a) and (b) on MLP scripts.
10		Values in the table changed: Least height changed from 133 cm to 135 cm. Upper quartile changed from 157 cm to 160 cm. Median changed from 151 cm to 150 cm.	
10	(a)	Diagram enlarged. Wording added 'It shows a grid.' The axis label to the left of the horiz.axis.	Standard mark scheme
10	(b)	Question wording changed to, 'Work out an estimate for the number of these girls with a height between 135 cm and 160 cm'.	Standard mark scheme

Paper: 1MA1/1H

Question		Modification	Mark scheme notes
11		Diagram enlarged. Dot at O made bigger. Dashed line added from OB and an angle arc has been marked labelled x° .	Standard mark scheme
15	(a)	Braille only: a changed to q and b changed to r .	Standard mark scheme with a changed to q and b changed to r for Braille.
15	(b)	x changed to y – MLP only.	Standard mark scheme with x changed to y – MLP only.
18		Diagram enlarged. Wording changed to 'It shows'.	Standard mark scheme, but apply normal tolerance for MLP papers in taking readings.

