

Year 6 SATS revision cards

Cut out and keep! Try to complete a few cards every day to help with your revision.




The numbers in this sequence increase by 75 each time.

Write the two missing numbers.

<input type="text"/>	725	800	875	950	<input type="text"/>
----------------------	-----	-----	-----	-----	----------------------

Grange School collects money for three charities. This pictogram shows how much they have collected.

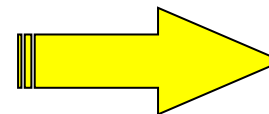
 stands for £100

 Save Dolphins				
 Wildwatch				
 Plant-a-Tree				

How much more have they collected for Save Dolphins than Wildwatch?

Top Tip : Remember to always show your working – you might get an extra mark.

18 Calculate 560×28












































Show your working

<input type="text"/>	18
<input type="text"/>	18
<input type="text"/>	18

Year 6 SATS revision cards

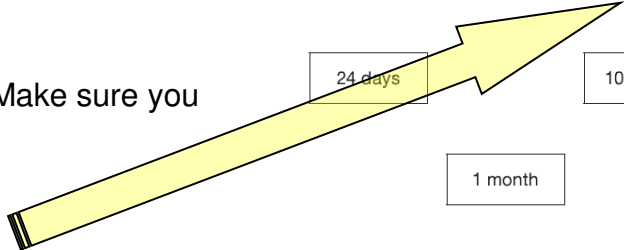
Cut out and keep! Try to complete a few cards every day to help with your revision.



<p>Put these times in order, starting with the shortest.</p> <p>6 minutes</p> <p>24 seconds</p> <p>1 minute</p> <p>112 seconds</p>	<p>On a sheet of stickers there are 5 circles, 2 stars and one rectangle.</p>  <p>Rameen needs 45 circles. How many sheets of stickers does she need?</p>	<p> stands for £100</p> <table border="1" data-bbox="1525 402 1955 582"> <tr> <td> Save Dolphins</td> <td></td> <td></td> <td></td> <td></td> </tr> <tr> <td> Wildwatch</td> <td></td> <td></td> <td></td> <td></td> </tr> <tr> <td> Plant-a-Tree</td> <td></td> <td></td> <td></td> <td></td> </tr> </table> <p>The target for Wildwatch is £600. How much more money do they need to collect for Wildwatch?</p>	 Save Dolphins					 Wildwatch					 Plant-a-Tree				
 Save Dolphins																	
 Wildwatch																	
 Plant-a-Tree																	

Top Tip: Always check that you have answered the question. Make sure you work out 'how much **change**' or 'start with the **shortest**.'

Write these times in order, starting with the shortest.



<input type="text" value="24 days"/>	<input type="text" value="10 weeks"/>		
<input type="text" value="1 month"/>	<input type="text" value="48 hours"/>		
<input type="text"/>	<input type="text"/>	<input type="text"/>	<input type="text"/>


shortest 5
1 mark

Year 6 SATS revision cards

Cut out and keep! Try to complete a few cards every day to help with your revision.



On a sheet of stickers there are 5 circles,
2 stars and one rectangle.



John has 10 sheets of stickers.
How many **more** circles than rectangles
does he have?

Circle the **largest** number that is **not** a
multiple of 2 or 3 or 5.

71 72 73 74 75 76 77 78
79 80 81 82 83 84 85 86
87 88 89 90 91 92 93 94 95
96 97 98 99 100



Ben buys one of the scarves and the
£4.50 hat.

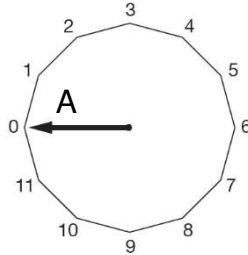
How much change does he get from
£20?

Top Tip: If you get stuck while revising... take a **short** break, come back to the problem and then try again.

Year 6 SATS revision cards

Cut out and keep! Try to complete a few cards every day to help with your revision.



<p>Calculate $364 \div 7$</p>	<p>9 4 1 2</p> <p>Use each digit card once to make the decimal number nearest to 20.</p> <p>□□.□□</p>	 <p>Draw a new arrow 180 degrees from arrow A. Label your new arrow B.</p>
--	---	---

Top Tip: Choose a place to revise where you won't be distracted.

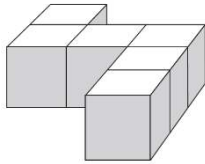


Year 6 SATS revision cards

Cut out and keep! Try to complete a few cards every day to help with your revision.



Emily has 6 cubes. She sticks them together to make this model.



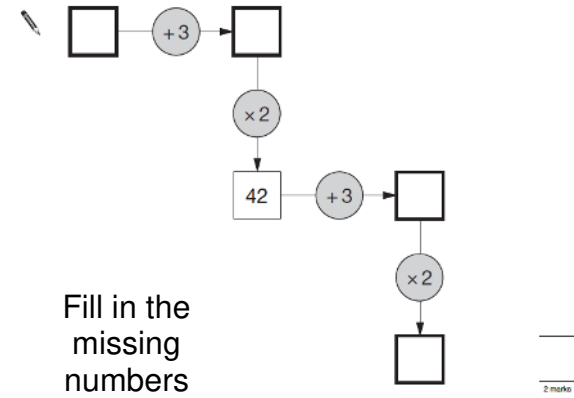
She paints the sides of the model grey all the way round.
She leaves the top and the bottom of the model white.
How many of the cubes in the model have **exactly two grey** faces?

The numbers in this sequence increase by 7 each time.

1 8 15 22 29

The sequence continues in the same way.

Will the number 777 be in the sequence?



Top Tip: Get plenty of sleep and relax ! zzzzzz, don't worry !

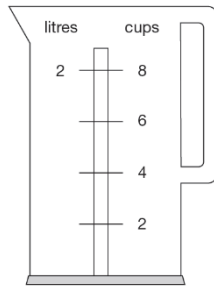


Year 6 SATS revision cards

Cut out and keep! Try to complete a few cards every day to help with your revision.

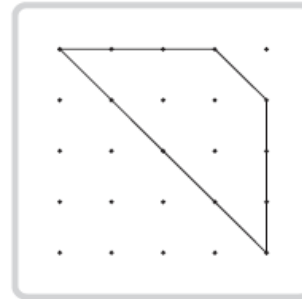


Nisha's kettle holds 2 litres of water.



How many millilitres are equal to 1 cup?

Kirsty draws this shape on a grid.



She turns her grid one quarter turn clockwise.

Draw the shape in its new position after the turn.

Use a ruler.

These are all times on the same morning:

- a) 7.56am
- b) Quarter to eight
- c) Six minutes to eight
- d) Half past seven

Write the letters for the times in order, starting with the earliest.

Top Tip: With some word problems you may need two answers – part a) and part b). Make sure you work through the question a bit at a time, taking care to read and check your answer.



6 Kirsty, Seb, Mina, Jack and Donna belong to a sports club.

This table shows the sports they do in one week.

	Mon	Tues	Wed	Thurs	Fri
Swimming	Kirsty Jack		Jack	Kirsty Donna	Donna
Jogging	Seb	Mina			Mina Kirsty Jack
Cycling		Kirsty Donna		Jack	Seb

How many of the children do not go swimming?

Write the names of all the children who go both jogging and cycling.



Year 6 SATS revision cards

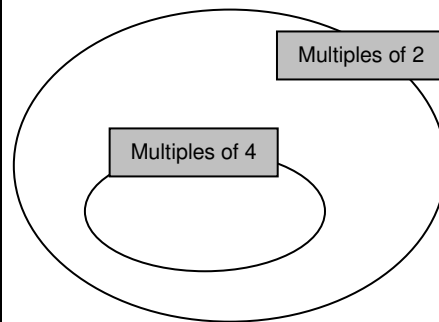
Cut out and keep! Try to complete a few cards every day to help with your revision.



Here is a Venn diagram for sorting numbers.

Write each number in the correct place on the diagram.

10 11 12 13



Write these in order, starting with the smallest.

$\frac{3}{4}$ 0.34 0.7 43%

Dev has 5 coins.

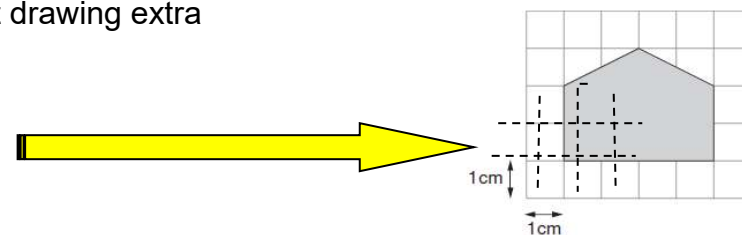
He has £1.60 altogether.

Write down what each of the coins could be.

Top Tip: Write any additional information that you need. Don't worry about drawing extra grid lines, adding a column or crossing off numbers as you use them.

18

Here is a shaded shape on a 1cm square grid.

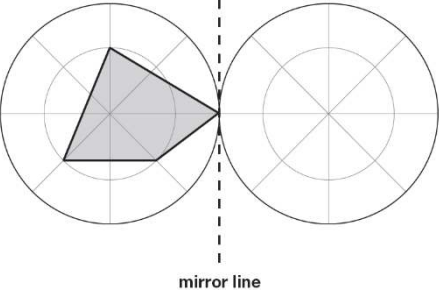


What is the area of the shaded shape?

Year 6 SATS revision cards

Cut out and keep! Try to complete a few cards every day to help with your revision.



<p>Write the correct sign =, > or < in each circle.</p> <p>9×3 <input type="radio"/> 8×4</p> <p>$9 - 3$ <input type="radio"/> $8 - 4$</p> <p>$9 + 3$ <input type="radio"/> $8 + 4$</p> <p>$9 \div 3$ <input type="radio"/> $8 \div 4$</p>	<p>Draw the reflection.</p> 	<p>What is $\frac{3}{8}$ as a decimal?</p>
---	--	---

Top Tip: Remember a fraction means 'out of,'

$\frac{3}{8}$ means 3 parts *out of* 8 parts

$\frac{5}{16}$ means 5 parts *out of* 16 parts