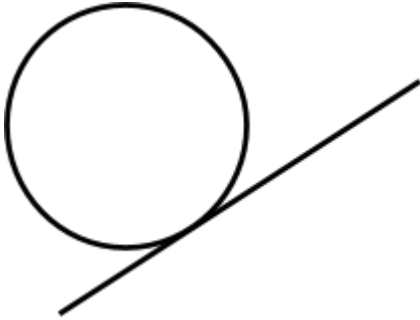





QT Circles

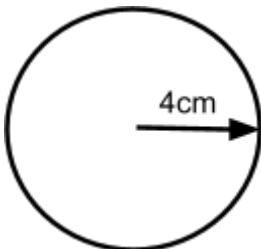
1. Write the mathematical name for the straight line touching the circle, as shown.



2. On the diagram below, draw a sector of the circle. Shade the sector.

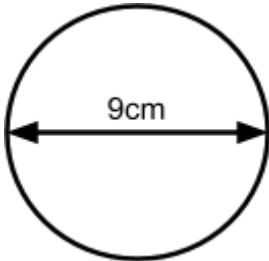


3. A circle has a radius of 4cm. Work out the circumference of the circle, giving your answer correct to 2 decimal places.

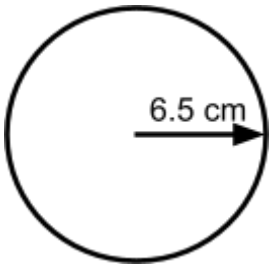




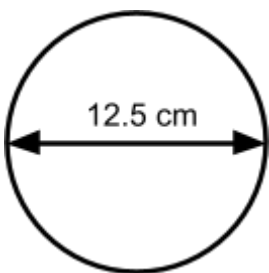
4. A circle has a diameter of 9cm. Calculate the circumference of the circle, giving your answer correct to 1 decimal place.



5. A circle has a radius of 6.5cm. Calculate the circumference of the circle, giving your answer correct to 1 decimal place.

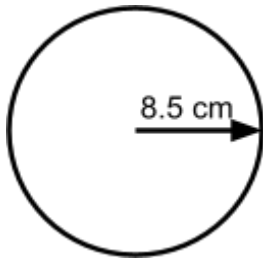


6. A circle has a diameter of 12.5cm. Calculate the area of the circle, giving your answer correct to 2 decimal places.

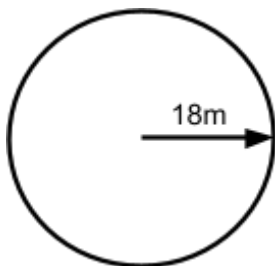




7. A circle has a radius of 8.5cm. Calculate the area of the circle, giving your answer in terms of π .

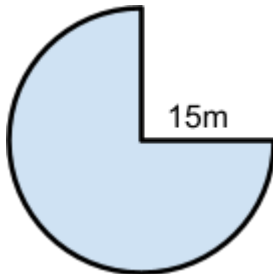


8. A circular field has a radius of 18 metres. A farmer wants to build a fence around the edge of the field. Each metre of fence will cost £22.75. Calculate the total cost of the fence.





9. The diagram shows three quarters of a circle with a radius of 15m. Find the perimeter of the shape. Give your answer correct to 1 decimal place.



10. The diagram shows a circle with a radius of 8cm, and a triangle ABC. $AB = AC$. BC is the diameter of the circle. Find the area of the shaded region. Give your answer correct to 2 decimal places.

